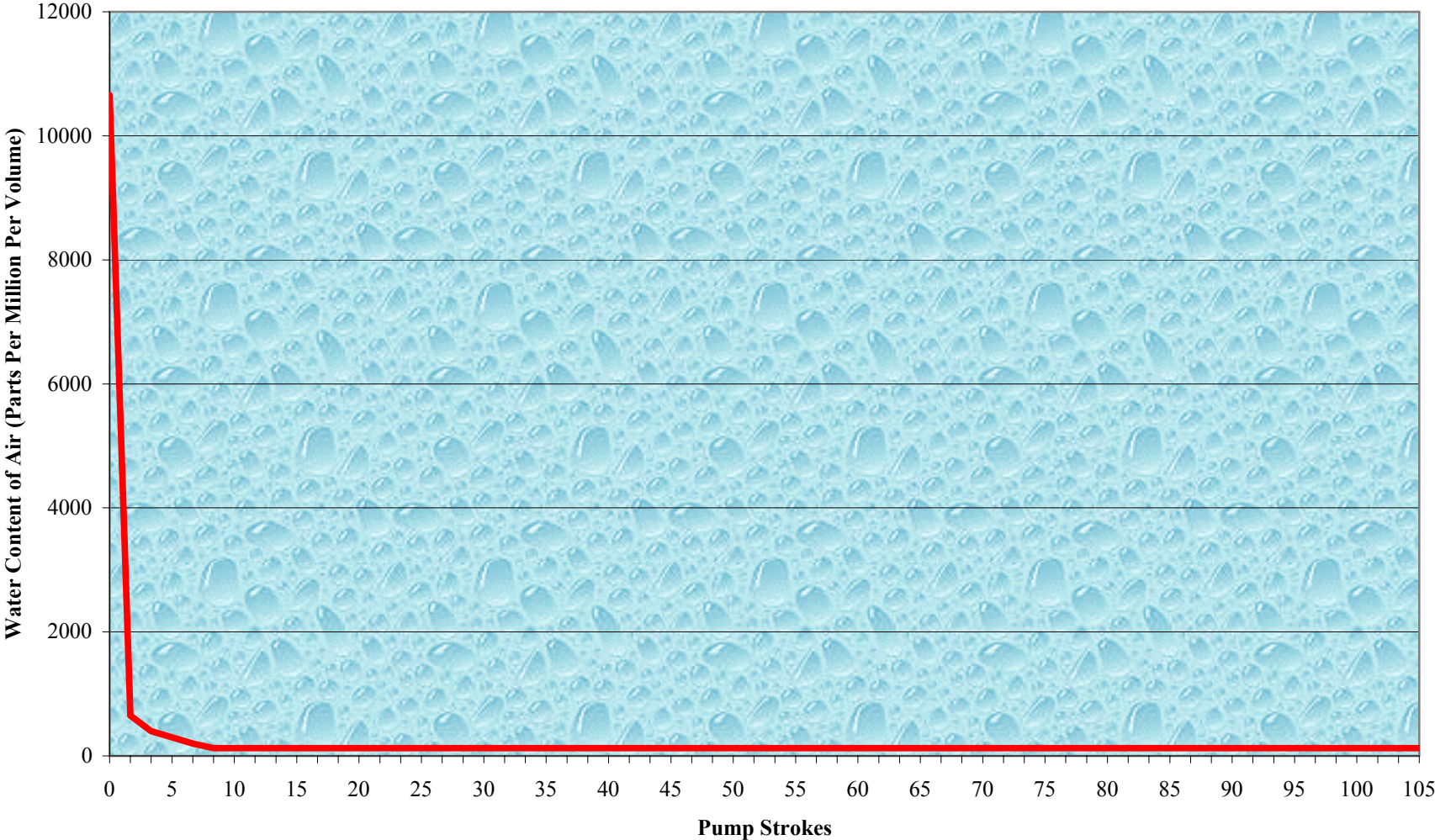
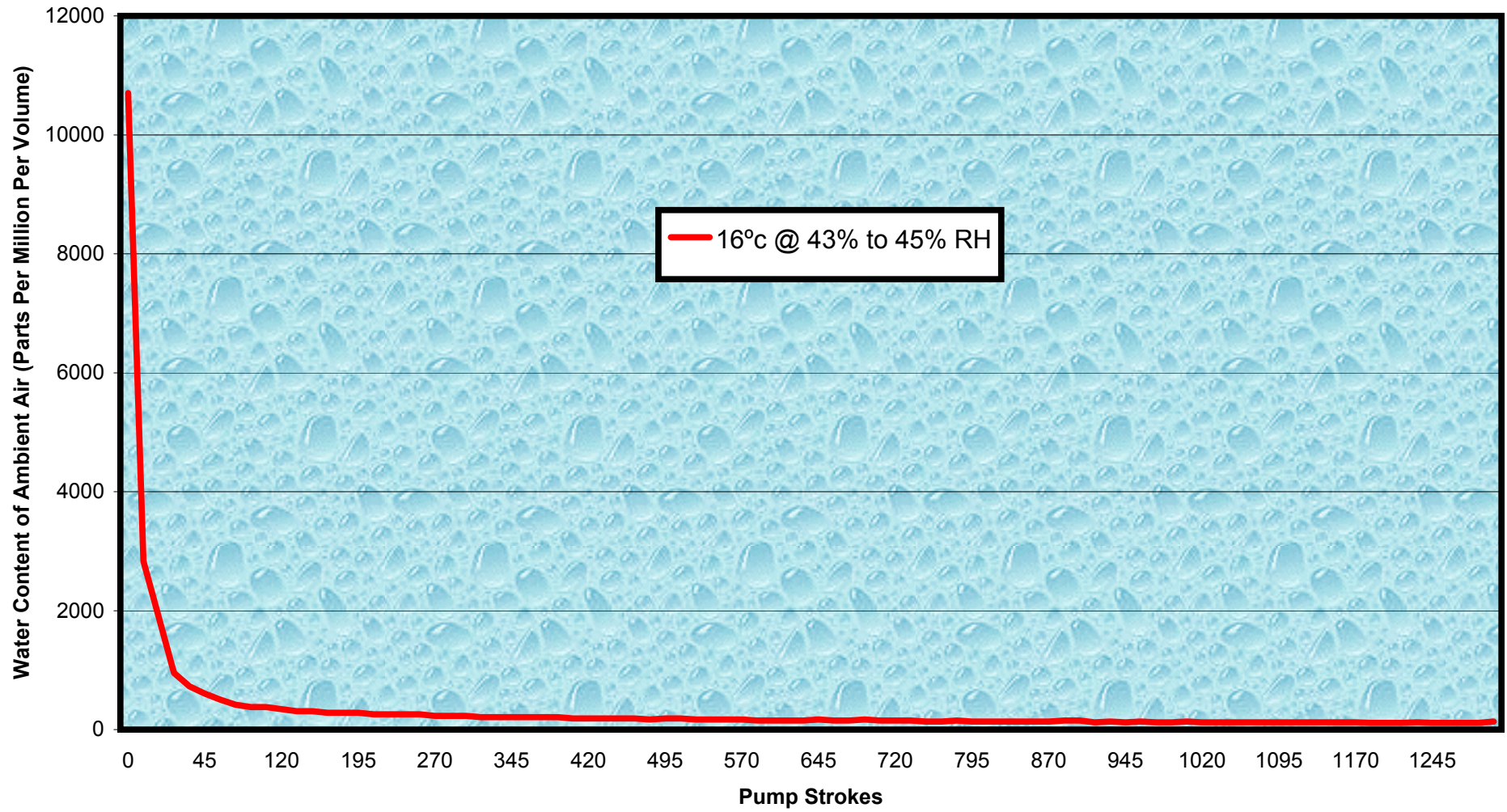


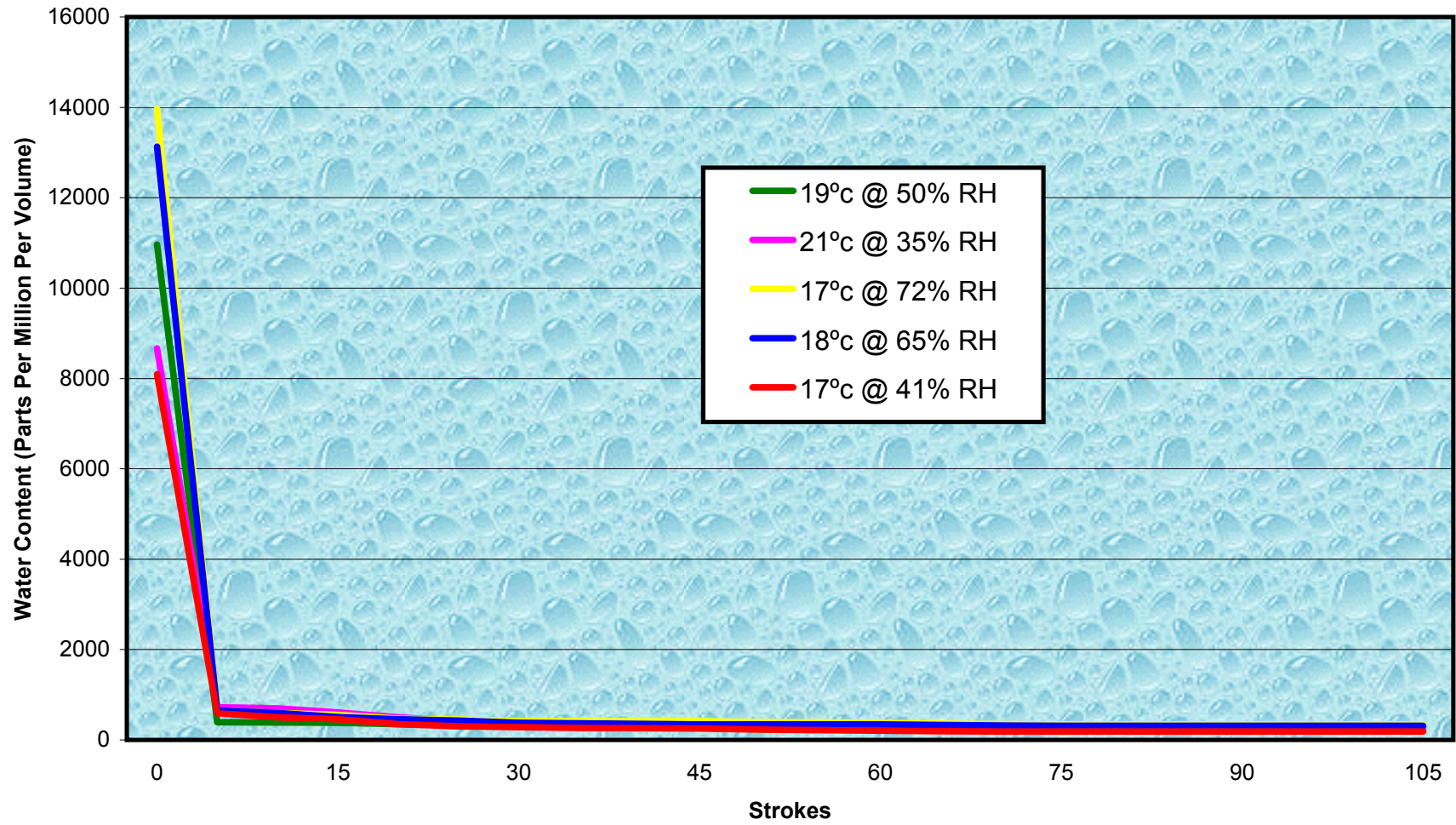
**Example Dry Pac Test (23 Degrees Celsius @ 38RH)**



### Example of Continual Pumping Dry-Pac Test



# DRY-PAC TEST EXAMPLE Various Random Time Separated Batches



## GUIDE TO THE MOISTURE CONTENT OF AIR

**PPMPV** (Parts Per Million Per Volume)

Temperature ° Celsius	Relative Humidity %										
	30	35	40	45	50	55	60	65	70	75	80
<b>0</b>	1813	2116	2419	2722	3025	3329	3632	3936	4240	4545	4850
<b>5</b>	2590	3023	3456	3890	4324	4759	5194	5628	6065	6500	6936
<b>10</b>	3650	4260	4871	5484	6097	6711	7325	7941	8557	9173	9792
<b>15</b>	5075	5927	6779	7633	8488	9345	10203	11063	11924	12787	13651
<b>20</b>	6974	8146	9320	10498	11678	12861	14046	15235	16426	17620	18816
<b>25</b>	9474	11070	12672	14279	15890	17507	19130	20757	22389	24027	25671
<b>30</b>	12734	14889	17051	19224	21406	23597	25797	28007	30227	32456	34695
<b>35</b>	16949	19830	22727	25641	28571	31518	34483	37464	40463	43478	46512
<b>40</b>	22355	26178	30030	33911	37822	41762	45732	49733	53765	57826	61920
<b>45</b>	29241	34282	39371	44512	49704	54947	60243	65593	70997	76456	81970

**FOR ILLUSTRATION PURPOSES ONLY**

(based upon DP over Water @ Atmosphere)